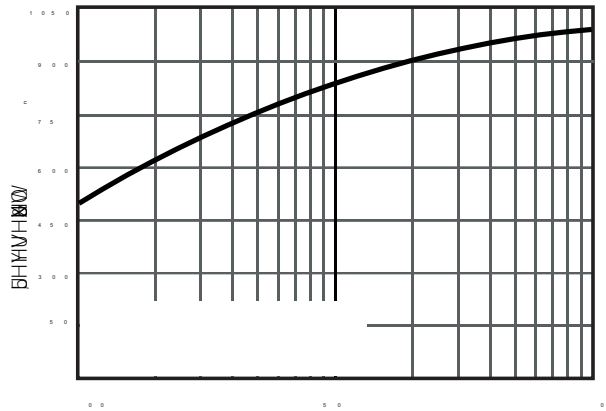
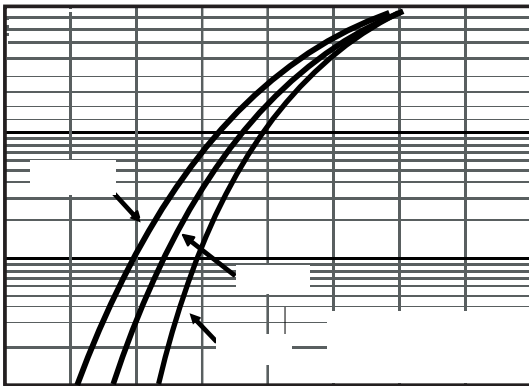
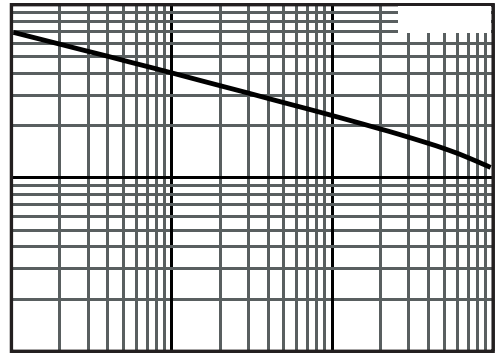
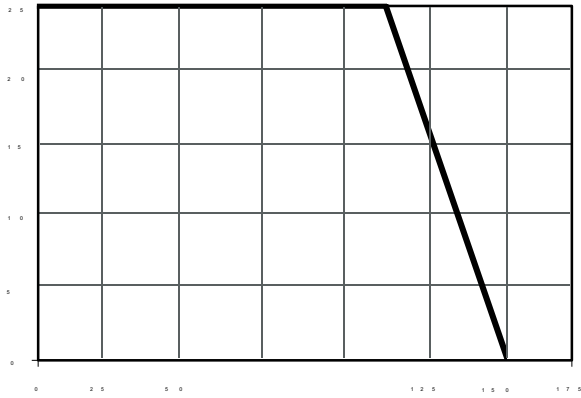


GBU2506L

18 NOV 1961

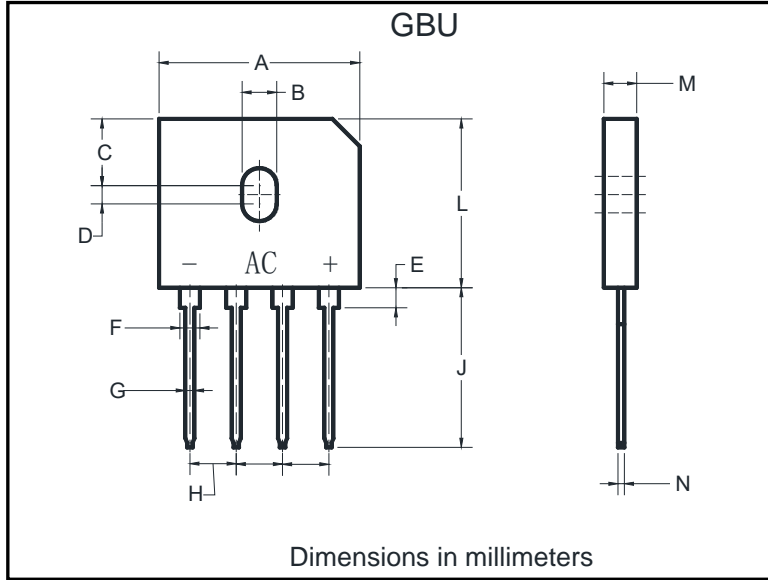
RATINGS AND CHARACTERISTICS CURVES



GBU2506L

18-NOV-2019

3 \$ & . \$ * (2 8 7 / , 1 (' , 0 (1 6 , 2 1 6



GBU		
Dim	Min	Max
A	21.70	22.50
B	3.40	4.10
C	7.40	8.00
D	1.65	2.26
E	2.25	2.85
F	2.05	2.4
G	1.02	1.37
H	4.83	5.43
J	17.0	18.6
L	18.3	18.9
M	3.30	3.66
N	0.46	0.66

