

7UHQFK 026 %DUULHU 6FKRWWN\ 5H

)HDWXUHV

‡ \$GYDQWUHQFK WHFKQRORJ\
‡ /RZRUZDURGDWDJH GURS
‡ /RZRZURVVHV
‡ +LJHILFLHQF\ RSHUDWLRQ
‡ /HDGHLQLVK &RPSOLDQW

\$SSOLFDFWLRQV

‡ '&' &RQYHUWHUV
‡ \$\$ '&\$GDSWRUV
‡ 6ZLWFKRZLXSSOLHV
‡)UHHZKHHLRGLJ


&DWKRCH ← [Diagram] \$QRGH

0D[LPXP UDWLQJV DQG HOHFWULFDJ& FXODDWHVHUQRVWHIGFV

Table with 4 main columns: 3DUDPHWHU, 6\PERO, /LPLW, 8QLW. Contains multiple rows of alphanumeric data and financial symbols like \$, %, and &.

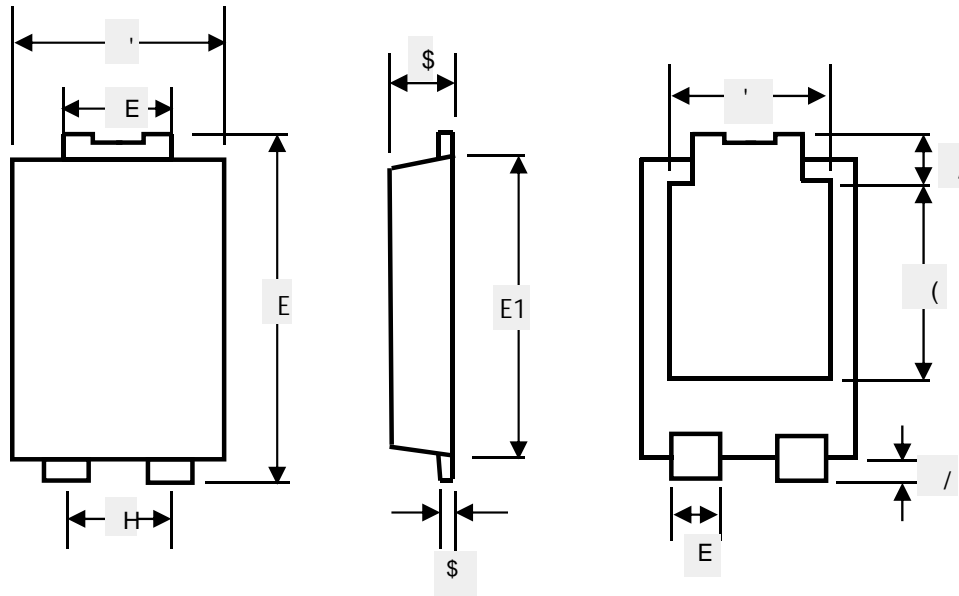
1RWHV
3XOVH WHVVSXOVH ZLGWK GXW\F\FOH
3XOVH WHVW 3XOPH ZLGWK 0

RATINGS AND CHARACTERISTICS CURVES (TA = 25 °C unless otherwise noted)



3 \$ & . \$ * (2 8 7 / , 1 (' , 0 (1 6 , 2 1 6

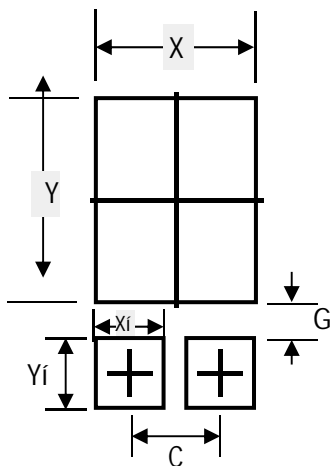
72



72 0 H F K D Q L F W D

81,7		\$	\$	E	E	'	'	(((/	/
PP	PD[
	PLQ											
PLO	PD[
	PLQ											

72 6 X J J H V W D H G \ R X W

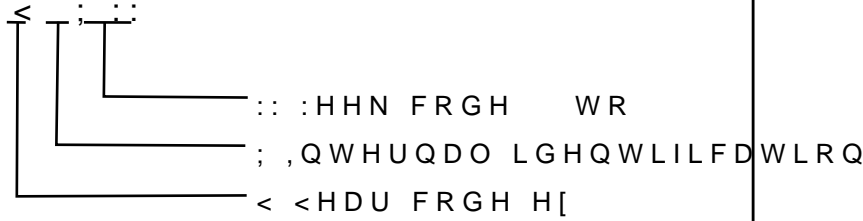


81,7		&	*	;	;	<	<
PP	PLQ						
PLO	PLQ						

0DUNLQJ ,QIRUPDWLRQ

3URGXFW PRGHO 57631UU613
WR DV

3' & LQIRUPDWLRQ



3DFNDJLQJ ,QIRUPDWLRQ

5HHO 'LPHQVLRQV

