

7UHQFK 026 %DUULHU 6FKRWWN\ 5H

DO-201AD

TSA /



Cathode Anode

Features

- ‡ \$GYDQWUHQFK WHFKQRORJ\
- ‡ /RZRZURGRWDJH GURS
- ‡ /RZRZURVVHV
- ‡ +LJHILFLHQF\ RSHUDWLRO
- ‡ /HDGH)HLQLVK &RPSOLDQW

Applications

- ‡ '&' & RQYHUWHUV
- ‡ \$&' & GDSWRUV
- ‡ 6ZLWFKRZHXSSOLHV
- ‡)UHHZKHHLRGRJ

Maximum ratings and electrical characteristics (T_J = 25°C unless otherwise noted)

3DUDPHWHU		6\PERO	/LPLW	8QLW
0D[LPHSHVSHUNYHYURQWDJH		9550		9
0D[LPHYHURJHZDUG UFXEWHIQWG		,) \$9		\$
3HDN IRVZDUEBUHQW VLQDQHQZDYH VXSHULPSQNDVGRSGLRGH		,)60		\$
2SHUDMXQEDVLRQWRUDJH WHPSHUDW		XUHURGRJH	WR	f&
7\SLFVCHUPDO USHVULVQHDQFH		'2 \$'	5\$-&	f& :
,QVWDQWDQHRROWRJHZDUG SHGLRGH	,) \$	7- f&	7<3	0\$;
	,) \$	7- f&		
	,) \$	7- f&		
	,) \$	7- f&		
,QVWDQWDQHRXUUSHOMRQVH UDWHYHYURQWDJH	7- f&	,5		X\$
	7- f&			P\$

1RWHV

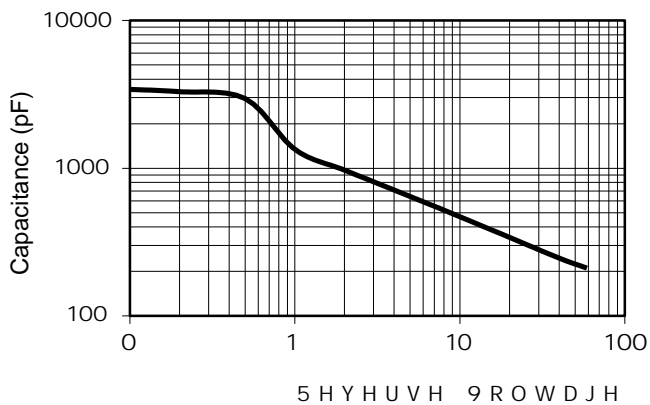
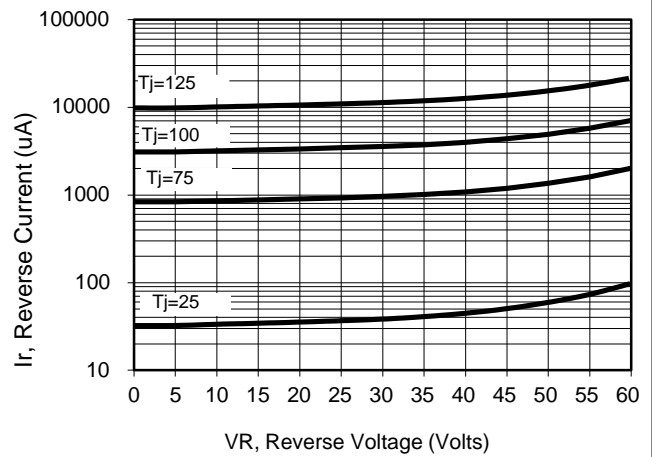
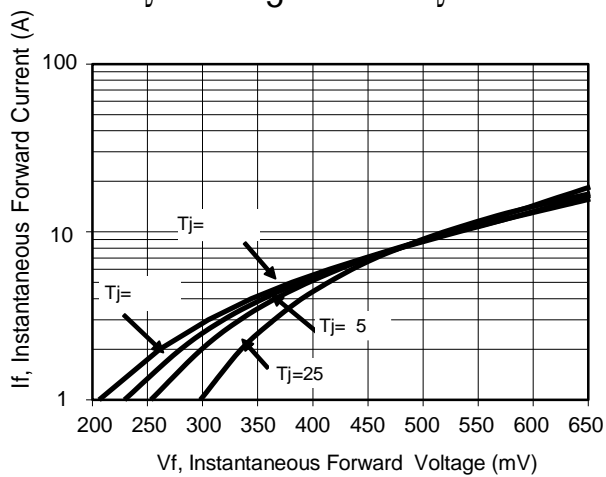
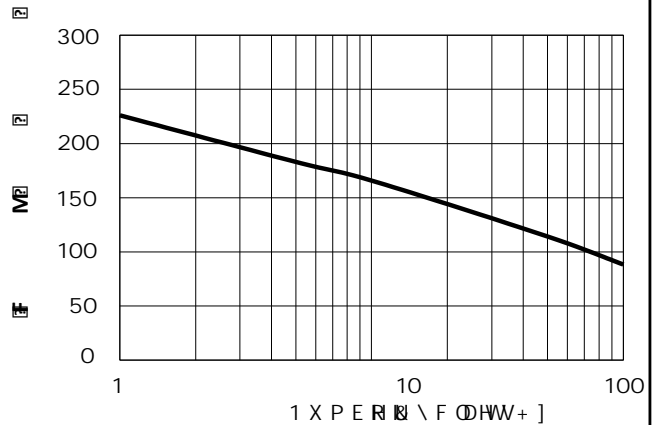
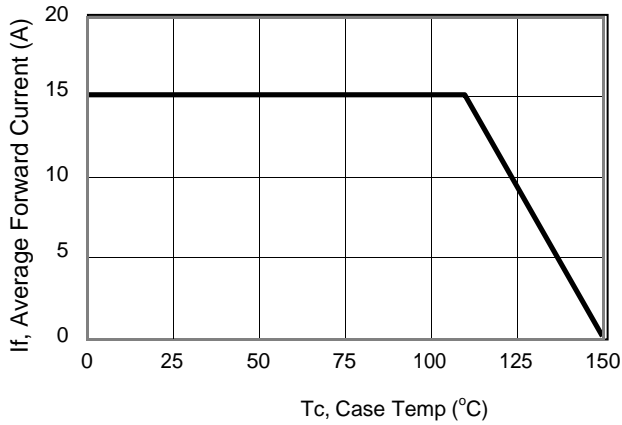
3XOVH WHVVSXOVH ZLGWK GXW\F\FOH

3XOVH WHVW 3XOPVH ZLGWK 0

RATINGS AND CHARACTERISTICS CURVES

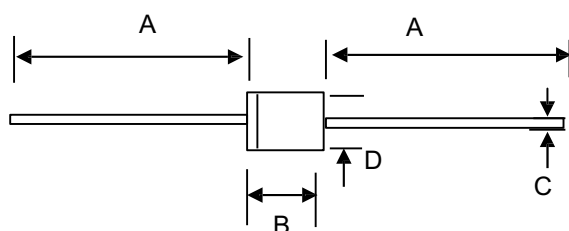
7\$

f & X Q O H V Q R W K B U Z L V H



PACKAGE OUTLINE DIMENSIONS

DO-201AD

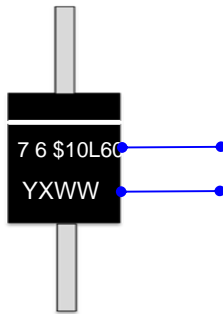


DO-201AD mechanical data

UNIT		A	B	C	D
mm	max	26.5	9.5	1.4	5.3
	min	24.5	7.3	1.1	4.8
mil	max	1043.30	374.01	5.1	208.67
	min	946.57	287.40		188.97

Marking Information

Cathode

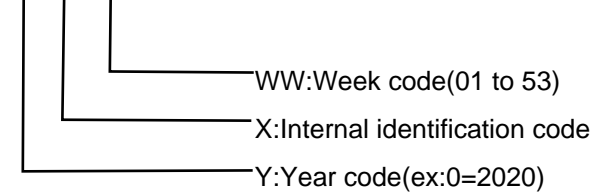


\$ Q R G H

Product model : TSA10L60

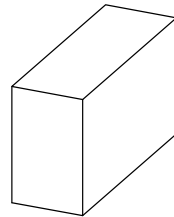
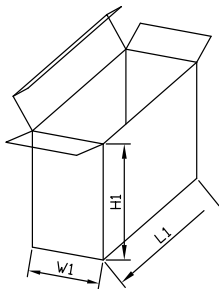
PDC information

Y X WW

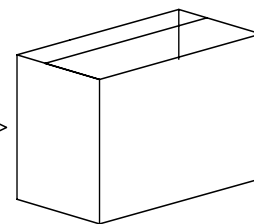
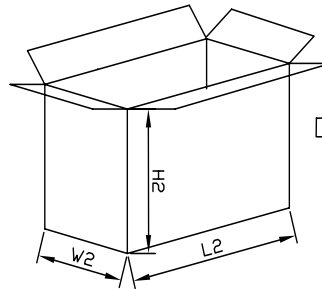


Packaging Information

1.Inside Box



2.Outside Box



Packaging Information

NO	UNIT	Inside Box			Outside Box		
		L1	W1	H1	L2	W2	H2
Size	mm	255	75	141	411	210	320
QTY	PCS	Smallest package,1000PCS/carton			10,000PCS/carton,10 boxes in total		
Note	Tolerance	20mm,±3mm;	21-100mm,±5mm;	101-500mm,±10mm			