

Features

‡ \$GYDQWUHQFK WHFKQRORJ\
‡ /RZRUZDYGWDJH GURS
‡ /RZRZURVVHV
‡ +LJKILFLHQF\ RSHUDWLRO
‡ /HDGH)HLQLVK &RPSOLDQW

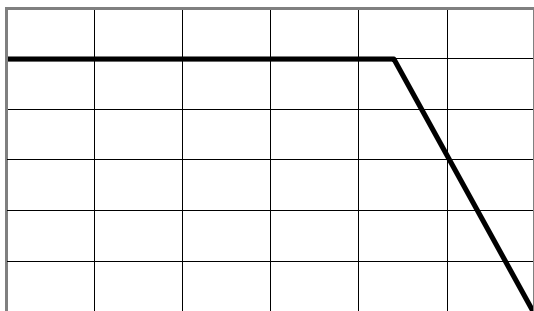


RATINGS AND CHARACTERISTICS CURVES

7\$

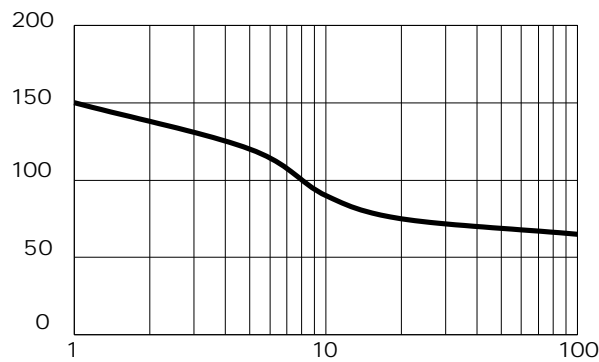
f & X Q O H V Q R W K B U Z L V H

, I \$ Y H U D R W Z D X U G U \$ Q W



7 F & D V H P \$ &

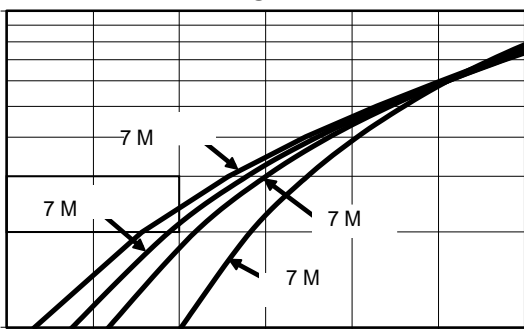
3 H D N R U Z D X U G U \$ Q W



Maximum Repetitive Surge Current

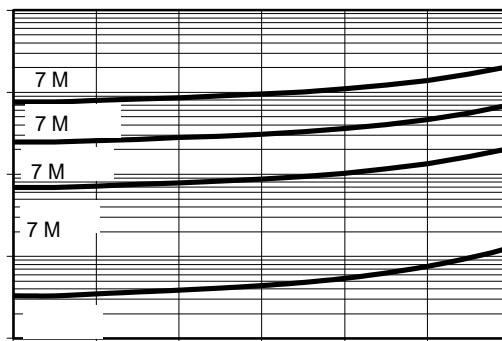
, I , Q V W D Q W R Q W R Z B X X G U U \$ Q W

Current Derating, Case



91 , Q V W D Q W D Q H R R O W R J J Z D R U G

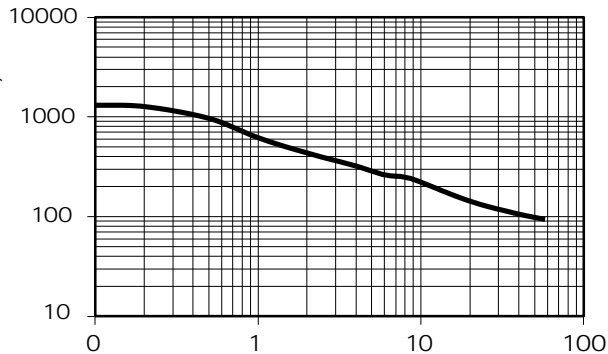
, U 5 H Y H & X W U H X \$ W



Typical Reverse Current

& D S D F L W S D Q F H

Typical Forward Voltage

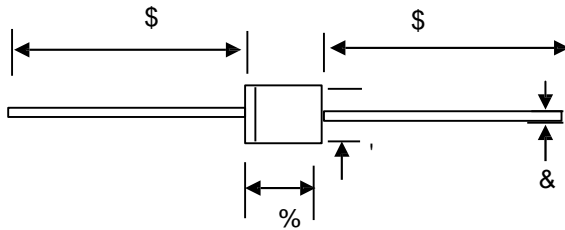


5 H Y H U V H 9 R O W D J H 9

Typical Junction Capacitance

PACKAGE OUTLINE DIMENSIONS

DO-201AD

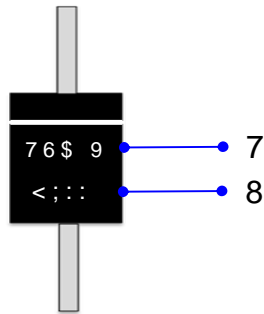


'2 \$' PHFKD QLFWD

81,7		\$	%	C	'
PP	PD[1.4	
	PLQ			1.1	
PLO	PD[5.1	
	PLQ				

0DUNLQJ ,QIRUPDWLRQ


&DWKRGH



\$QRGH

73URGXFW P\$GHO

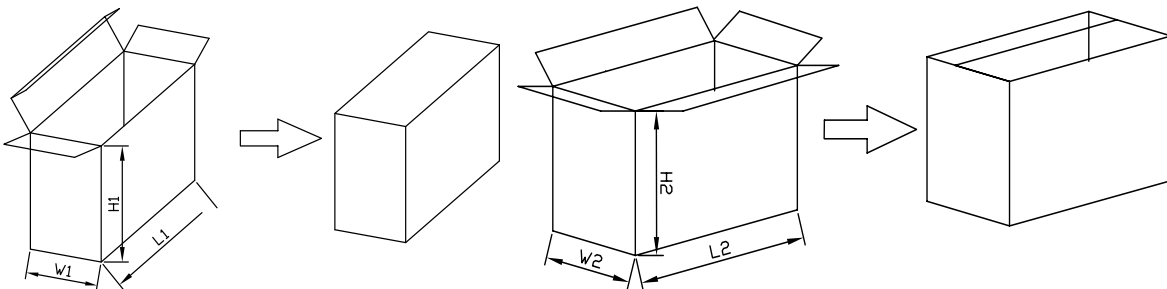
83' & LQIRUPDWLRQ



3DFNDJLQJ ,QIRUPDWLRQ

,QVLGH %R[

2XWVLGH %R[



3DFNDJLQJ ,QIRUPDWLRQ

12	81,7	,QVLGH %R[2XWVLGH %R[
		/	:	+	/	:	+
6L]H	PP			4	4		
47<	3&6	6PDO SDFWDJH3&6FDUWRQ			3&6 FDUWRQLWRWDO		
1RW	7ROHUDQFH	PP" PP		PP" PP	PP" PP		