

7 UHQFK 026 %DUULHU 6FKRWWN\ 5H

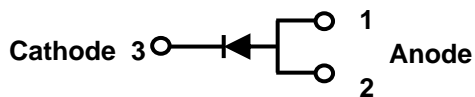
Features

TSP10V150SP

TO-277



Applications



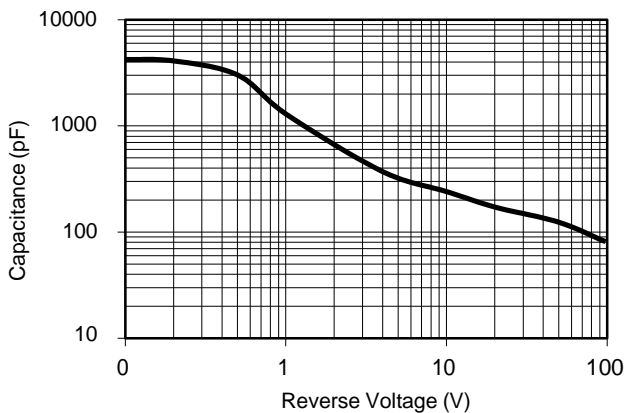

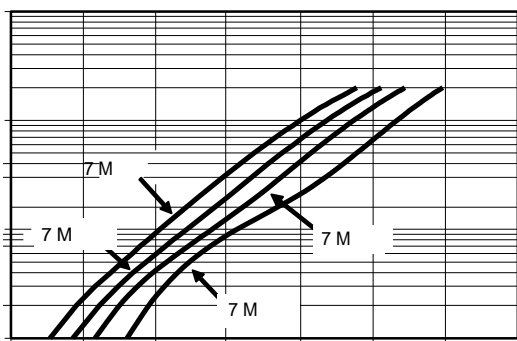
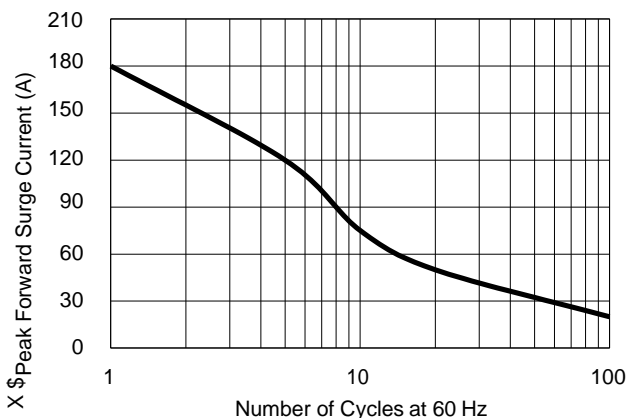
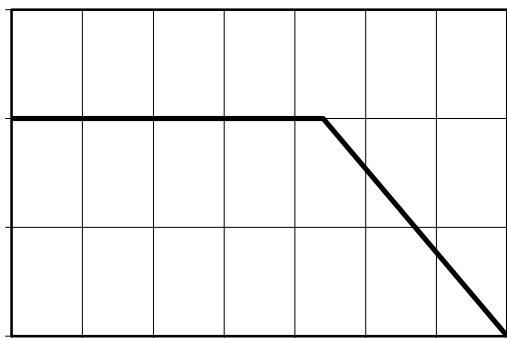
Maximum ratings and electrical characteristics (T_J = 25°C unless otherwise noted)

7\SLFDO WKHUPDO UHVLVWDQFH SHU		GBRJC		ORXQWHG RQ)5		3 & %	
				MAX.			
2				56		0.61	
2				50		-	
		7- f &		71		0.78	
				65		-	
				5		50	
				5			

(1) Pulse test: 300 μs pulse width, 1 % duty cycle

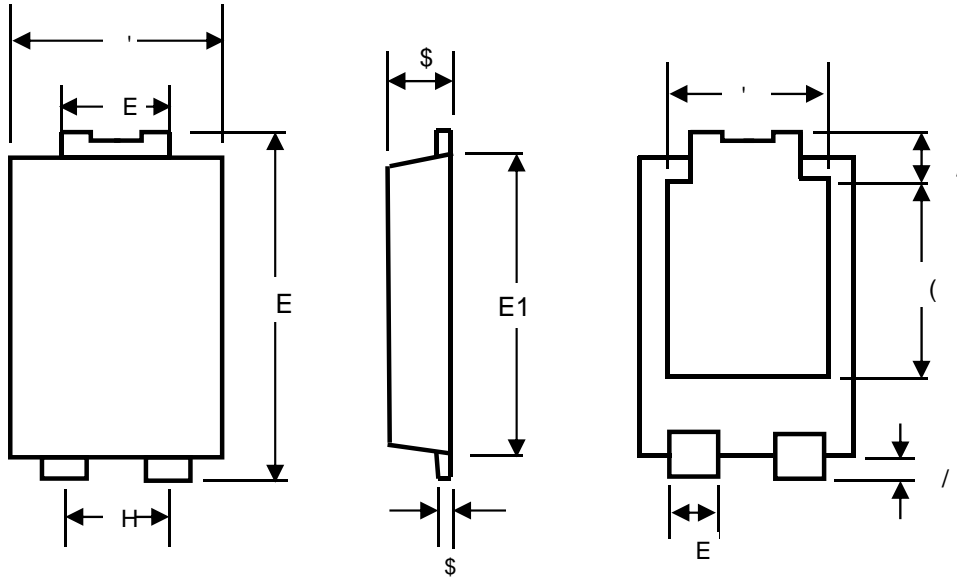
(2) Pulse test: Pulse width 0.40 ms

RATINGS AND CHARACTERISTICS CURVES



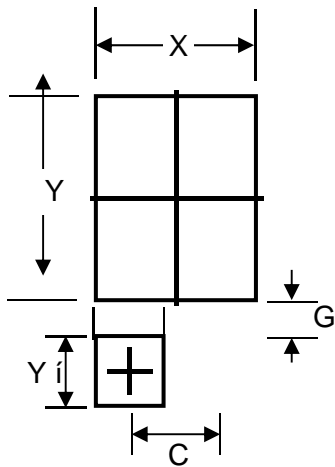
PACKAGE OUTLINE DIMENSIONS

7 2



7 2 P H F K D Q L F D O G D W D

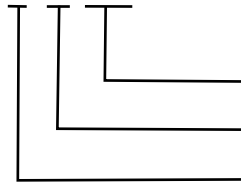
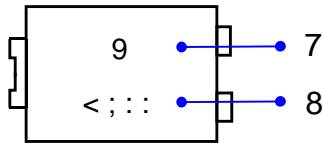
7 2 Suggested Pad Layout



8 1, 7	&	*	;	;	
PP	PLQ				
PLQ	PLQ				

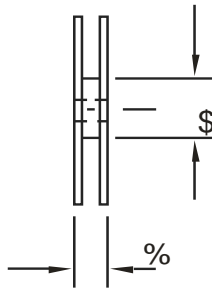
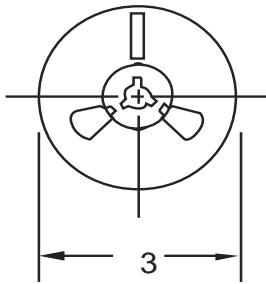
Marking Information

7 7 6 3 9 6 3 5 H I H U U H G
 W R D V 9
 8 Æ



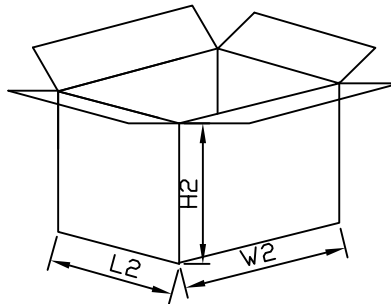
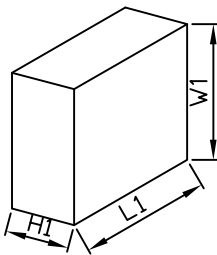
Packaging Information

5 H H O ' L P H Q V L R Q V



, Q V L G H % R [

2 X W V L G H % R [



Packaging Information

1 2	8 1 ,	5 H H O ' L P H Q V L R			, Q V L G H % R [2 X W V L G H % R [
6 L] H	PP	&	\$	%	/	:	+	/	:	+
4 7 <	3 & 6	6 P D O O H V W S D F N D J H			3 & 6 U H H O			3 & 6 3 & 6 H F B O W R Q W R W D O		
1 R W H		7 R O H U D Q F H P " P P			P P " P P			P P " P P		