

7UHQFK 026 %DUULHU 6FKRWWN\ 5H

DO-201AD  
TSA /



Cathode  $\leftarrow$  Anode

Features

- ‡ \$GYDQWUHQFK WHFKQRORJ\
- ‡ /RZRZURGRWDJH GURS
- ‡ /RZRZURVVHV
- ‡ +LJKILFLHQF\ RSHUDWLRO
- ‡ /HDGHHLQLVK &RPSOLDQW

Applications

- ‡ '&' & RQYHUWHUV
- ‡ \$&' & GDSWRUV
- ‡ 6ZLWFKRZHS SOLHV
- ‡ )UHHZKHHLRGRJ

Maximum ratings and electrical characteristics (T<sub>J</sub> = 25°C unless otherwise noted)

| 3DUDPHWHU   |       | 6\PERO     | /LPLW | 8QLW  |
|---|-------|------------|-------|-------|
| 0D[LXPXSHVSHUNYHYURQWDJH                              |       | 9550       |       | 9     |
| 0D[LXPYHURJHZDUG UFXEWHIQWG                           |       | ,) \$9     |       | \$    |
| 3HDN IRVZDUEBUHQW VLQDQHQZDYH<br>VXSHULPSQNDVGRSGLRGH |       | ,) 60      | 15    | \$    |
| 2SHUDMXQEDVLRQWRUDJH WHPSHUDW                         |       | XUH 007CJH | 5 WR  | f &   |
| 7\SLFVCHUPDO USHVULVQHDQFH                            |       | '2 \$'     | 2     | f & : |
| ,QVWDQWDQHRROWRDUZDUG<br>SHGLRGH                      | ,) \$ | 7- f &     | 7 < 3 | 9     |
|   | ,) \$ | 7- f &     | 0\$;  |       |
|   | ,) \$ | 7- f &     |       |       |
|   | ,) \$ | 7- f &     |       |       |
| ,QVWDQWDQHRXUUSHOMRQWH<br>UDWHYHYURQWDJH              |       | 7- f &     | ,5    | P\$   |
|   |       | 7- f &     |       | P\$   |

1RWHV

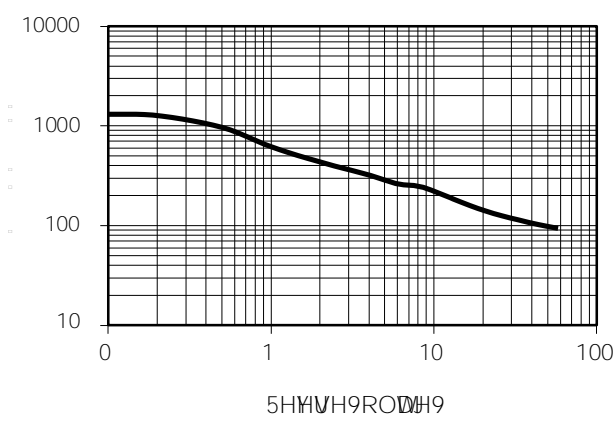

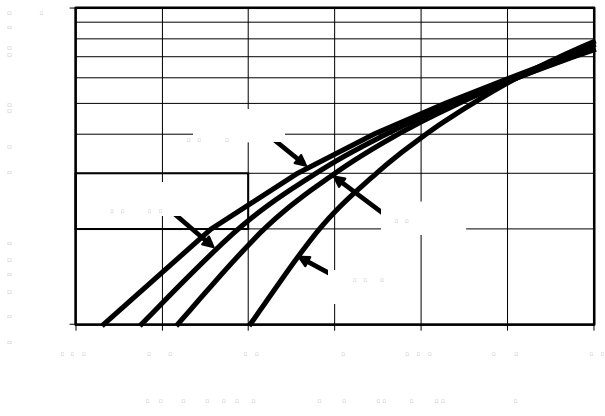
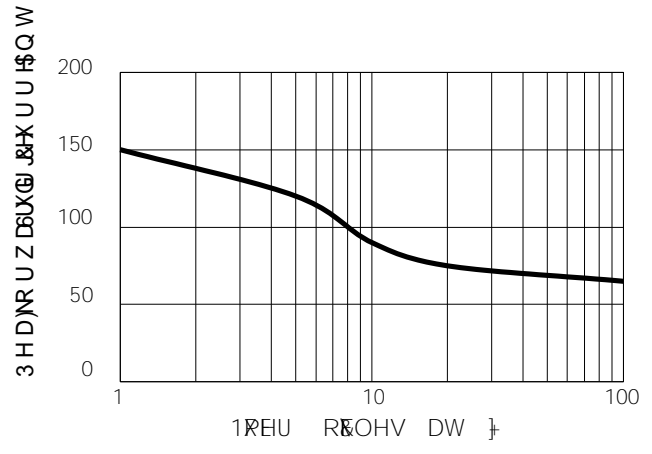
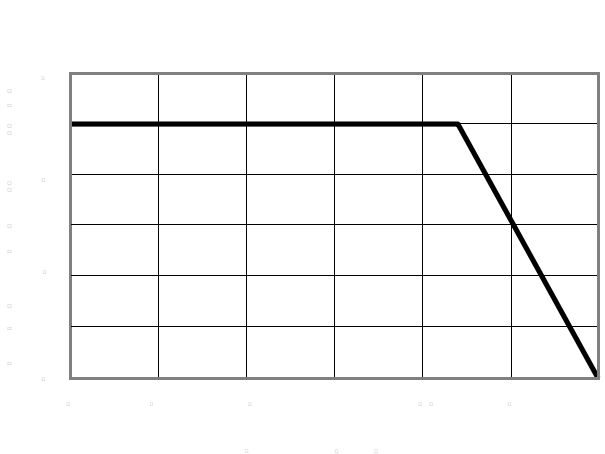
3XOVH WHVVSXOVH ZLGWK GXW\F\FOH

3XOVH WHVW 3XOPH ZLGWK 0

RATINGS AND CHARACTERISTICS CURVES

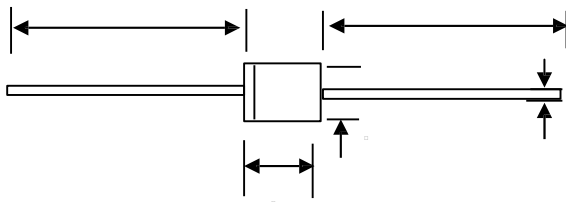
7\$

f & X Q O H V Q R W K B U Z L V H

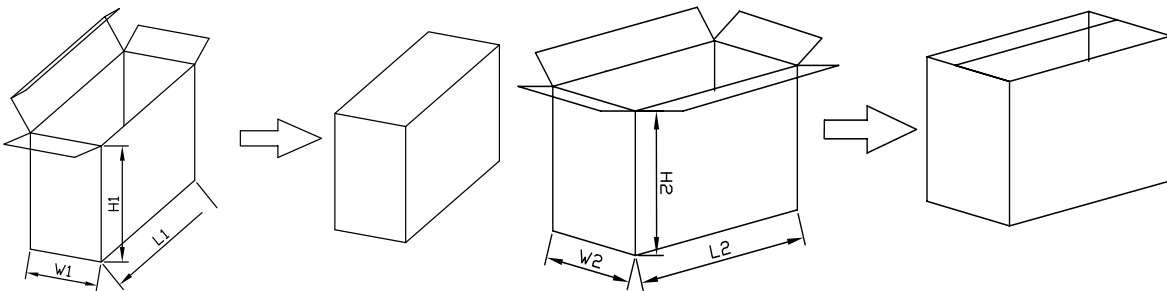
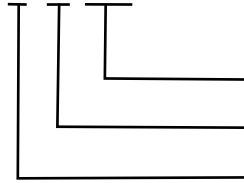
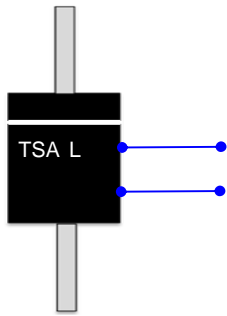


## PACKAGE OUTLINE DIMENSIONS

DO-201AD



|  |  |  |  | 4 |  |
|--|--|--|--|---|--|
|  |  |  |  | 1 |  |
|  |  |  |  |   |  |
|  |  |  |  |   |  |



|  |  |  |  |   |   |  |  |
|--|--|--|--|---|---|--|--|
|  |  |  |  |   |   |  |  |
|  |  |  |  | 4 | 4 |  |  |
|  |  |  |  |   |   |  |  |
|  |  |  |  |   |   |  |  |