

Trench MOS Barrier Schottky Rectifier

DO-201AD
TSA5L80



Cathode  Anode 

Features

- Advanced trench technology
- Low forward voltage drop
- Low power losses
- High efficiency operation
- Lead Free Finish, RoHS Compliant

Applications

- DC/DC Converters
- AC/DC Adaptors
- Switching Power Supplies
- Freewheeling Diodes

Maximum ratings and electrical characteristics (T_J = 25°C unless otherwise noted)

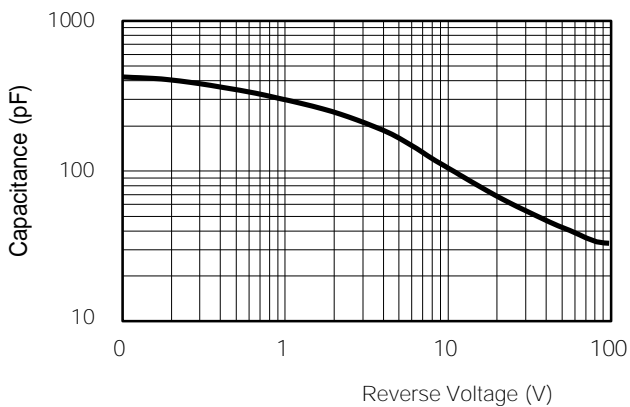
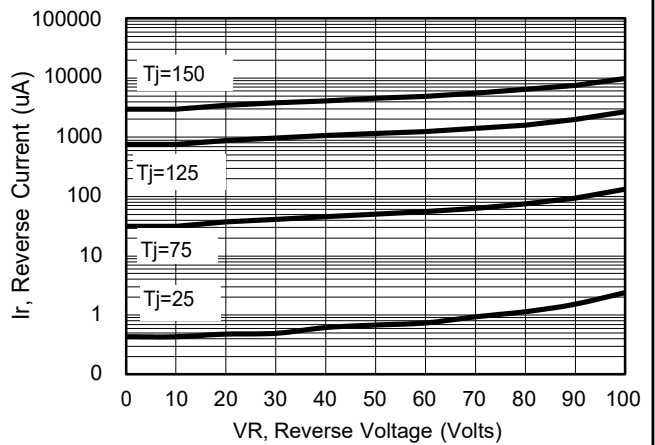
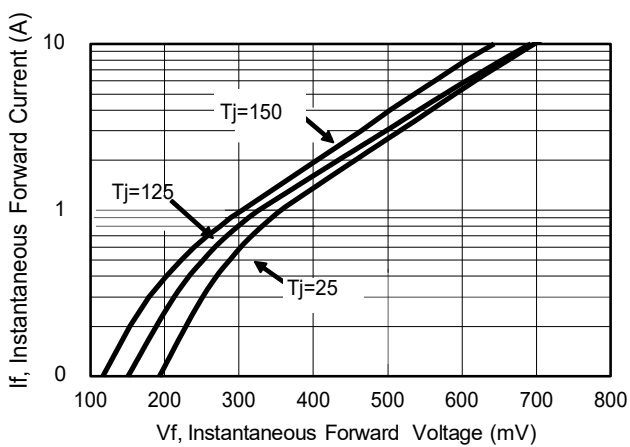
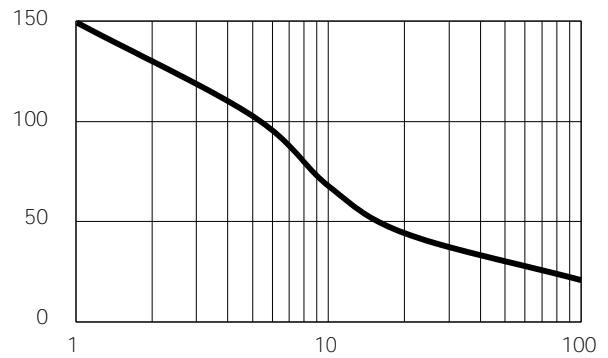
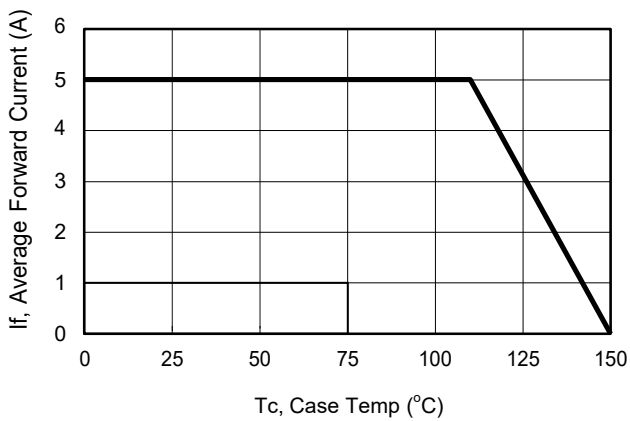
Parameter		Symbol	Limit		Unit
Maximum repetitive peak reverse voltage		VRRM	80		V
Maximum average forward rectified current		IF(AV)	5		A
Peak forward surge current 8.3 ms single half sine- wave superimposed on rated load per diode		IFSM	150		A
Operating junction and storage temperature range		TJ, TSTG	-40 to +150		°C
Typical thermal resistance per leg	DO-201AD	RθJC	2		°C/W
Instantaneous forward voltage per diode			TYP.	MAX.	V
	IF=1A	TJ=25°C	0.44	0.47	
	IF=1A	TJ=125°C	0.39	-	
	IF=5A	TJ=25°C	0.63	0.68	
	IF=5A	TJ=125°C	0.58	-	
Instantaneous reverse current per diode at rated reverse voltage	TJ=25°C	IR(2)	-	30	uA
	TJ=125°C		-	10	mA

Notes:

(1) Pulse test: 300 μs pulse width, 1 % duty cycle

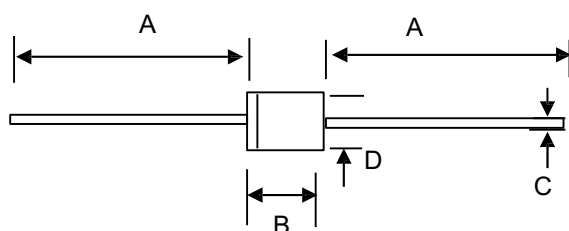
(2) Pulse test: Pulse width ≦ 40 ms

RATINGS AND CHARACTERISTICS CURVES (TA = 25 °C unless otherwise noted)



PACKAGE OUTLINE DIMENSIONS

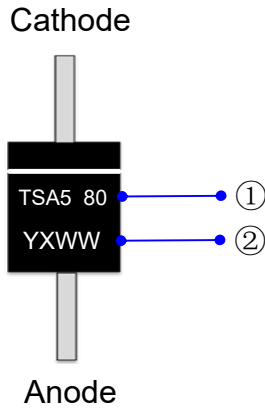
DO-201AD



DO-201AD mechanical data

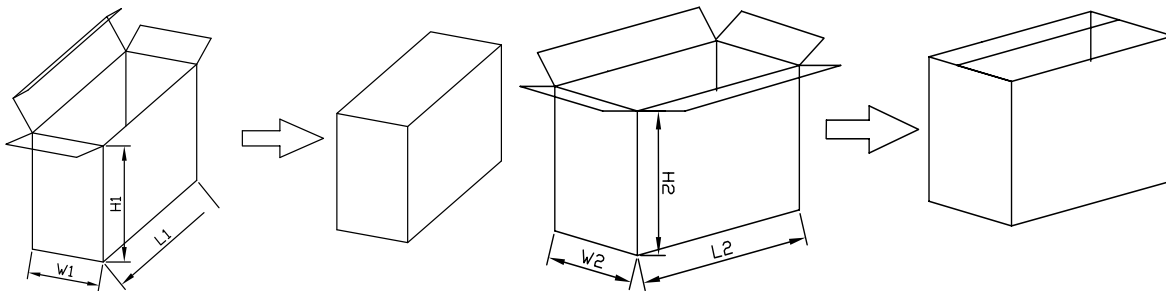
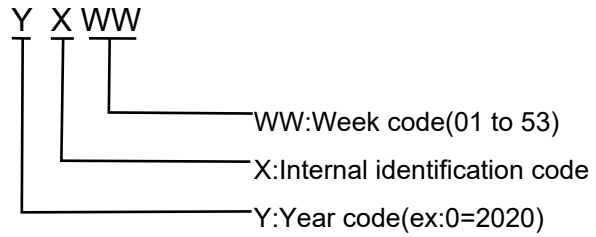
UNIT		A	B	C	D
mm	max	26.5	9.5	1.4	5.3
	min	24.5	7.3	1.1	4.8
mil	max	1043.30	374.01	5.1	208.67
	min	946.57	287.40		188.97

Marking Information



Product model : TSA5L80

PDC information



				4Í	4FÍ	Gì€	HG€
ÛVŸ	ÚÔÛ	Ù { æ ^\•cÁ }æ& \æ*^ÉF€€€ÚÔÛB&æ;c [}Á			F€€€€ÚÔÛB&æ;c [}ÉF€à [ç^•Áá }Ac [cæ]		
P [c^	V [^!æ}&^	mG€ { { É†H { { L		GFÉF€€ { { É†Í { { L	F€FÉÍ€€ { { É†F€ { {		