

## Trench MOS Barrier Schottky Rectifier

**DO-201AD**  
**TSA8L60**



Cathode  Anode 

### Features

- Advanced trench technology
- Low forward voltage drop
- Low power losses
- High efficiency operation
- Lead Free Finish, RoHS Compliant

### Applications

- DC/DC Converters
- AC/DC Adaptors
- Switching Power Supplies
- Freewheeling Diodes

### Maximum ratings and electrical characteristics (T<sub>J</sub> = 25°C unless otherwise noted)

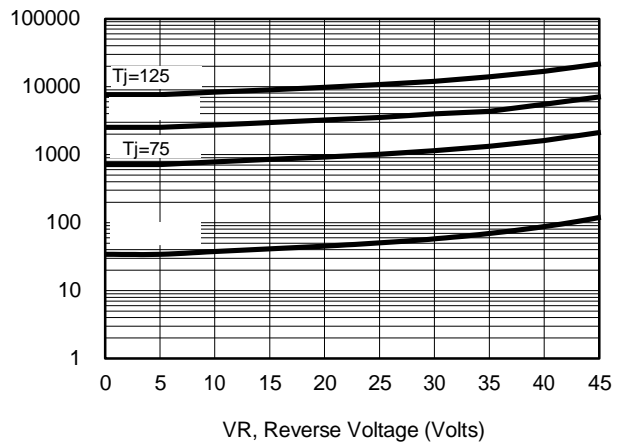
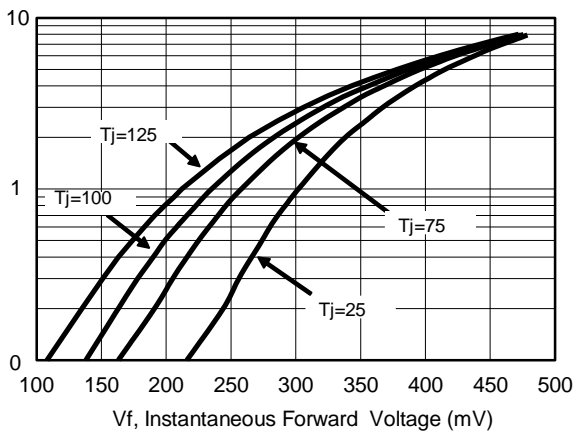
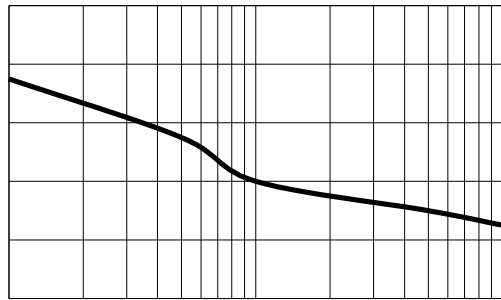
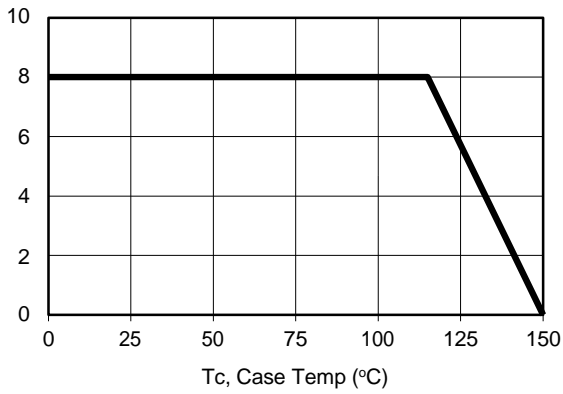
Parameter		Symbol	Limit		Unit
Maximum repetitive peak reverse voltage		VRRM	60		V
Maximum average forward rectified current		IF(AV)	8		A
Peak forward surge current 8.3 ms single half sine- wave superimposed on rated load per diode		IFSM	150		A
Operating junction and storage temperature range		TJ, TSTG	-5 to +150		°C
Typical thermal resistance per leg	DO-201AD	R <sub>JC</sub>	22		°C/W
Instantaneous forward voltage per diode			TYP.	MAX.	V
	IF=2A	TJ=25°C	0.35	0.38	
	IF=2A	TJ=125°C	0.30	-	
	IF=8A	TJ=25°C	0.49	0.54	
	IF=8A	TJ=125°C	0.44	-	
Instantaneous reverse current per diode at rated reverse voltage	TJ=25°C	IR(2)	-	100	uA
	TJ=125°C		-	100	mA

Notes:

(1) Pulse test: 300 μs pulse width, 1 % duty cycle

(2) Pulse test: Pulse width ≦ 40 ms

**RATINGS AND CHARACTERISTICS CURVES** (TA = 25 °C unless otherwise noted)



\_\_\_\_\_

\_\_\_\_\_

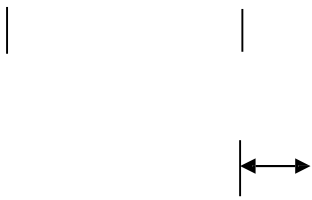
\_\_\_\_\_

\_\_\_\_\_

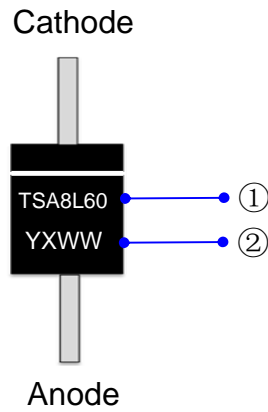
\_\_\_\_\_

---

## PACKAGE OUTLINE DIMENSIONS



## Marking Information



Product model : TSA8L60

PDC information

Y X WW

WW:Week code(01 to 53)

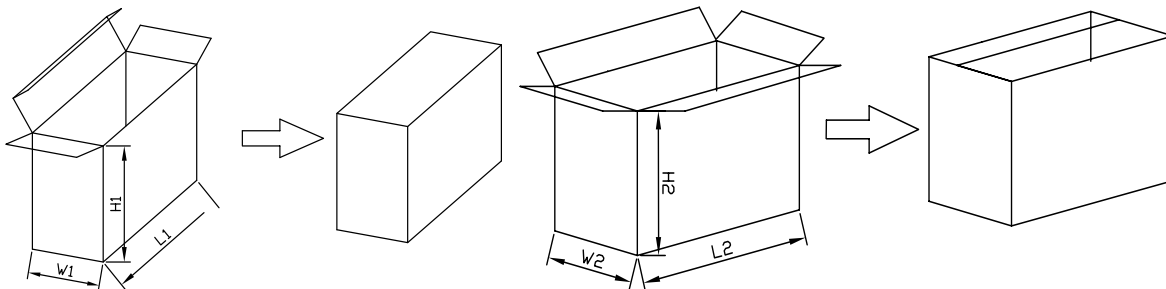
X:Internal identification code

Y:Year code(ex:0=2020)

## Packaging Information

1.Inside Box

2.Outside Box



## Packaging Information

NO	UNIT	Inside Box			Outside Box		
		L1	W1	H1	L2	W2	H2
Size	mm	255	75	1115	415	280	320
QTY	PCS	Smallest package,1000PCS/carton			10,000PCS/carton,10 boxes in total		
Note	Tolerance	20mm,±3mm;		21-100mm,±5mm;	101-500mm,±10mm		